

LinkSport


Júnior

Euroindy 0,810 km

Corrida 2

06/04/2024 08:52

Race started at 10:44:03



Lap	Lap Tm	Diff	Time of Day	Lap	Lap Tm	Diff	Time of Day	Lap	Lap Tm	Diff	Time of Day				
(6) Tiago Laginhas															
1	51.103	+3.148	10:44:54.312	2	48.709	+0.472	10:45:44.056	5	48.511	+0.298	10:48:13.586				
2	48.217	+0.262	10:45:42.529	3	48.313	+0.076	10:46:32.369	6	48.545	+0.332	10:49:02.131				
3	48.353	+0.398	10:46:30.882	4	48.343	+0.106	10:47:20.712	7	49.979	+1.766	10:49:52.110				
4	48.105	+0.150	10:47:18.987	5	50.400	+2.163	10:48:11.112	8	48.390	+0.177	10:50:40.500				
5	47.995	+0.040	10:48:06.982	6	49.354	+1.117	10:49:00.466	9	48.213		10:51:28.713				
6	48.078	+0.123	10:48:55.060	7	48.718	+0.481	10:49:49.184	10	48.380	+0.167	10:52:17.093				
7	48.011	+0.056	10:49:43.071	8	48.321	+0.084	10:50:37.505	11	48.838	+0.625	10:53:05.931				
8	47.955		10:50:31.026	9	48.441	+0.204	10:51:25.946	12	48.457	+0.244	10:53:54.388				
9	48.143	+0.188	10:51:19.169	10	48.319	+0.082	10:52:14.265	13	49.073	+0.860	10:54:43.461				
10	48.112	+0.157	10:52:07.281	11	48.530	+0.293	10:53:02.795	14	49.482	+1.269	10:55:32.943				
11	48.042	+0.087	10:52:55.323	12	48.900	+0.663	10:53:51.695	15	49.452	+1.239	10:56:22.395				
12	48.265	+0.310	10:53:43.588	13	48.237		10:54:39.932	16	48.946	+0.733	10:57:11.341				
13	48.320	+0.365	10:54:31.908	14	48.733	+0.496	10:55:28.665	17	48.531	+0.318	10:57:59.872				
14	48.259	+0.304	10:55:20.167	15	49.856	+1.619	10:56:18.521	18	49.446	+1.233	10:58:49.318				
15	49.058	+1.103	10:56:09.225	16	49.742	+1.505	10:57:08.263	19	48.507	+0.294	10:59:37.825				
16	49.018	+1.063	10:56:58.243	17	49.761	+1.524	10:57:58.024	(8) Dinis Rodrigues							
17	48.826	+0.871	10:57:47.069	18	48.703	+0.466	10:58:46.727	1	51.021	+2.859	10:44:56.932				
18	48.360	+0.405	10:58:35.429	19	48.624	+0.387	10:59:35.351	2	48.721	+0.559	10:45:45.653				
19	48.740	+0.785	10:59:24.169	(22) Martim Almeida				3	48.162		10:46:33.815				
(7) Rodrigo Reguino															
1	50.886	+2.738	10:44:56.276	1	52.049	+4.018	10:44:56.752	4	48.169	+0.007	10:47:21.984				
2	48.295	+0.147	10:45:44.571	2	50.231	+2.200	10:45:46.983	5	48.878	+0.716	10:48:10.862				
3	48.497	+0.349	10:46:33.068	3	48.729	+0.698	10:46:35.712	6	48.770	+0.608	10:48:59.632				
4	48.148		10:47:21.216	4	48.220	+0.189	10:47:23.932	7	48.550	+0.388	10:49:48.182				
5	49.651	+1.503	10:48:10.867	5	48.281	+0.250	10:48:12.213	8	48.250	+0.088	10:50:36.432				
6	49.347	+1.199	10:49:00.214	6	49.594	+1.563	10:49:01.807	9	48.293	+0.131	10:51:24.725				
7	48.279	+0.131	10:49:48.493	7	50.045	+2.014	10:49:51.852	10	48.427	+0.265	10:52:13.152				
8	48.266	+0.118	10:50:36.759	8	48.148	+0.117	10:50:40.000	11	48.803	+0.641	10:53:01.955				
9	48.458	+0.310	10:51:25.217	9	48.167	+0.136	10:51:28.167	12	48.634	+0.472	10:53:50.589				
10	48.158	+0.010	10:52:13.375	10	48.191	+0.160	10:52:16.358	13	48.334	+0.172	10:54:38.923				
11	48.867	+0.719	10:53:02.242	11	49.452	+1.421	10:53:05.810	14	48.978	+0.816	10:55:27.901				
12	49.017	+0.869	10:53:51.259	12	48.277	+0.246	10:53:54.087	15	50.820	+2.658	10:56:18.721				
13	48.183	+0.035	10:54:39.442	13	48.528	+0.497	10:54:42.615	16	49.888	+1.726	10:57:08.609				
14	48.521	+0.373	10:55:27.963	14	48.656	+0.625	10:55:31.271	17	50.747	+2.585	10:57:59.356				
15	50.401	+2.253	10:56:18.364	15	49.445	+1.414	10:56:20.716	18	50.400	+2.238	10:58:49.756				
16	49.066	+0.918	10:57:07.430	16	48.723	+0.692	10:57:09.439	19	48.815	+0.653	10:59:38.571				
17	49.063	+0.915	10:57:56.493	17	49.559	+1.528	10:57:58.998	(2) Tomás Vieira							
18	49.250	+1.102	10:58:45.743	18	48.704	+0.673	10:58:47.702	1	51.592	+3.282	10:44:57.145				
19	48.960	+0.812	10:59:34.703	19	48.031		10:59:35.733	2	49.919	+1.609	10:45:47.064				
(11) João Lucas															
1	51.731	+3.833	10:44:55.509	(4) António Pedro Gonçalves				3	48.976	+0.666	10:46:36.040				
2	48.674	+0.776	10:45:44.183	1	51.409	+3.200	10:44:56.613	4	48.310		10:47:24.350				
3	48.569	+0.671	10:46:32.752	2	49.599	+1.390	10:45:46.212	5	48.542	+0.232	10:48:12.892				
4	48.054	+0.156	10:47:20.806	3	48.209		10:46:34.421	6	48.846	+0.536	10:49:01.738				
5	50.260	+2.362	10:48:11.066	4	48.317	+0.108	10:47:22.738	7	48.400	+0.090	10:49:50.138				
6	48.990	+1.092	10:49:00.056	5	48.290	+0.081	10:48:11.028	8	48.382	+0.072	10:50:38.520				
7	48.581	+0.683	10:49:48.637	6	49.602	+1.393	10:49:00.630	9	48.445	+0.135	10:51:26.965				
8	48.386	+0.488	10:50:37.023	7	48.794	+0.585	10:49:49.424	10	48.906	+0.596	10:52:15.871				
9	47.898		10:51:24.921	8	48.300	+0.091	10:50:37.724	11	49.523	+1.213	10:53:05.394				
10	48.812	+0.914	10:52:13.733	9	48.389	+0.180	10:51:26.113	12	48.670	+0.360	10:53:54.064				
11	48.675	+0.777	10:53:02.408	10	48.334	+0.125	10:52:14.447	13	49.573	+1.263	10:54:43.637				
12	49.073	+1.175	10:53:51.481	11	48.528	+0.319	10:53:02.975	14	49.483	+1.173	10:55:33.120				
13	48.088	+0.190	10:54:39.569	12	48.847	+0.638	10:53:51.822	15	49.451	+1.141	10:56:22.571				
14	48.504	+0.606	10:55:28.073	13	48.389	+0.180	10:54:40.211	16	48.975	+0.665	10:57:11.546				
15	49.686	+1.788	10:56:17.759	14	48.722	+0.513	10:55:28.933	17	49.096	+0.786	10:58:00.642				
16	49.531	+1.633	10:57:07.290	15	50.138	+1.929	10:56:19.071	18	49.495	+1.185	10:58:50.137				
17	49.045	+1.147	10:57:56.335	16	49.438	+1.229	10:57:08.509	19	48.717	+0.407	10:59:38.854				
18	49.536	+1.638	10:58:45.871	17	51.077	+2.868	10:57:59.586	(5) David Rato							
19	48.946	+1.048	10:59:34.817	18	49.602	+1.393	10:58:49.188	1	51.123	+2.763	10:44:57.416				
(16) Mario Matias												2	49.357	+0.997	10:45:46.773
1	50.844	+2.607	10:44:55.347	19	48.436	+0.227	10:59:37.624	3	48.467	+0.107	10:46:35.240				
(3) Diogo Ferreira												4	48.371	+0.011	10:47:23.611
1	50.936	+2.723	10:44:58.128	(3) Diogo Ferreira				5	48.360		10:48:11.971				
2	49.160	+0.947	10:45:47.288	1	50.936	+2.723	10:44:58.128	6	49.224	+0.864	10:49:01.195				
3	49.300	+1.087	10:46:36.588	2	49.160	+0.947	10:45:47.288	7	48.593	+0.233	10:49:49.788				
4	48.487	+0.274	10:47:25.075	3	49.300	+1.087	10:46:36.588								
												4	48.487	+0.274	10:47:25.075

Chief of Timing & Scoring

Orbits

Pedro Vieira

www.mylaps.com

Licensed to: EUROINDY - BATALHA

LinkSport


Júnior

Euroindy 0,810 km

Corrida 2

06/04/2024 08:52

Race started at 10:44:03



Lap	Lap Tm	Diff	Time of Day	Lap	Lap Tm	Diff	Time of Day	Lap	Lap Tm	Diff	Time of Day
8	48.504	+0.144	10:50:38.292	11	48.426	+0.110	10:53:00.535	14	49.469	+0.918	10:55:37.863
9	48.475	+0.115	10:51:26.767	12	48.627	+0.311	10:53:49.162	15	49.916	+1.365	10:56:27.779
10	48.983	+0.623	10:52:15.750	13	48.815	+0.499	10:54:37.977	16	49.799	+1.248	10:57:17.578
11	49.544	+1.184	10:53:05.294	14	48.978	+0.662	10:55:26.955	17	50.472	+1.921	10:58:08.050
12	48.360		10:53:53.654	15	50.669	+2.353	10:56:17.624	18	50.549	+1.998	10:58:58.599
13	49.566	+1.206	10:54:43.220	16	50.426	+2.110	10:57:08.050	19	50.013	+1.462	10:59:48.612
14	49.506	+1.146	10:55:32.726	17	50.525	+2.209	10:57:58.575				
15	50.229	+1.869	10:56:22.955	18	49.834	+1.518	10:58:48.409				
16	49.131	+0.771	10:57:12.086	19	48.459	+0.143	10:59:36.868				
17	49.204	+0.844	10:58:01.290								
18	49.360	+1.000	10:58:50.650								
19	49.094	+0.734	10:59:39.744								
(23) Rodrigo Caseiro				(10) João Martins				(12) Tomás Aragão			
1	52.105	+3.726	10:44:59.282	1	51.337	+2.817	10:44:58.944	1	51.621	+2.338	10:44:59.433
2	49.117	+0.738	10:45:48.399	2	49.053	+0.533	10:45:47.997	2	49.880	+0.597	10:45:49.313
3	49.938	+1.559	10:46:38.337	3	49.662	+1.142	10:46:37.659	3	49.591	+0.308	10:46:38.904
4	48.493	+0.114	10:47:26.830	4	48.520		10:47:26.179	4	49.607	+0.324	10:47:28.511
5	48.561	+0.182	10:48:15.391	5	48.615	+0.095	10:48:14.794	5	49.600	+0.317	10:48:18.111
6	49.149	+0.770	10:49:04.540	6	49.485	+0.965	10:49:04.279	6	49.748	+0.465	10:49:07.859
7	48.870	+0.491	10:49:53.410	7	48.897	+0.377	10:49:53.176	7	49.283		10:49:57.142
8	48.593	+0.214	10:50:42.003	8	49.219	+0.699	10:50:42.395	8	49.506	+0.223	10:50:46.648
9	48.379		10:51:30.382	9	48.583	+0.063	10:51:30.978	9	49.403	+0.120	10:51:36.051
10	48.794	+0.415	10:52:19.176	10	48.548	+0.028	10:52:19.526	10	49.855	+0.572	10:52:25.906
11	48.706	+0.327	10:53:07.882	11	49.416	+0.896	10:53:08.942	11	51.255	+1.972	10:53:17.161
12	48.510	+0.131	10:53:56.392	12	49.480	+0.960	10:53:58.422	12	49.749	+0.466	10:54:06.910
13	48.644	+0.265	10:54:45.036	13	49.015	+0.495	10:54:47.437	13	50.052	+0.769	10:54:56.962
14	48.625	+0.246	10:55:33.661	14	49.119	+0.599	10:55:36.556	14	50.763	+1.480	10:55:47.725
15	49.499	+1.120	10:56:23.160	15	49.455	+0.935	10:56:26.011	15	50.136	+0.853	10:56:37.861
16	49.099	+0.720	10:57:12.259	16	49.428	+0.908	10:57:15.439	16	49.756	+0.473	10:57:27.617
17	49.652	+1.273	10:58:01.911	17	49.071	+0.551	10:58:04.510	17	49.509	+0.226	10:58:17.126
18	49.468	+1.089	10:58:51.379	18	49.900	+1.380	10:58:54.410	18	49.313	+0.030	10:59:06.439
19	48.544	+0.165	10:59:39.923	19	49.031	+0.511	10:59:43.441	19	49.613	+0.330	10:59:56.052
(9) Martim Costa				(14) Tomás Pais				(1) Diego Mestre			
1	51.147	+2.706	10:44:57.584	1	50.906	+2.116	10:44:57.964	1	54.713	+5.725	10:45:02.425
2	49.740	+1.299	10:45:47.324	2	49.759	+0.969	10:45:47.723	2	51.869	+2.881	10:45:54.294
3	50.733	+2.292	10:46:38.057	3	50.845	+2.055	10:46:38.568	3	49.579	+0.591	10:46:43.873
4	48.441		10:47:26.498	4	48.790		10:47:27.358	4	49.536	+0.548	10:47:33.409
5	48.527	+0.086	10:48:15.025	5	49.109	+0.319	10:48:16.467	5	49.681	+0.693	10:48:23.909
6	49.056	+0.615	10:49:04.081	6	49.624	+0.834	10:49:06.091	6	49.629	+0.641	10:49:12.719
7	48.493	+0.052	10:49:52.574	7	49.139	+0.349	10:49:55.230	7	48.988		10:50:01.707
8	48.651	+0.210	10:50:41.225	8	48.794	+0.004	10:50:44.024	8	49.409	+0.421	10:50:51.116
9	48.910	+0.469	10:51:30.135	9	49.175	+0.385	10:51:33.199	9	49.159	+0.171	10:51:40.275
10	49.238	+0.797	10:52:19.373	10	48.929	+0.139	10:52:22.128	10	49.541	+0.553	10:52:29.816
11	49.454	+1.013	10:53:08.827	11	49.161	+0.371	10:53:11.289	11	49.038	+0.050	10:53:18.854
12	48.992	+0.551	10:53:57.819	12	49.595	+0.805	10:54:00.884	12	49.091	+0.103	10:54:07.945
13	48.685	+0.244	10:54:46.504	13	49.121	+0.331	10:54:50.005	13	49.312	+0.324	10:54:57.257
14	48.919	+0.478	10:55:35.423	14	49.529	+0.739	10:55:39.534	14	50.285	+1.297	10:55:47.542
15	49.193	+0.752	10:56:24.616	15	49.588	+0.798	10:56:29.122	15	49.975	+0.987	10:56:37.517
16	48.753	+0.312	10:57:13.369	16	49.081	+0.291	10:57:18.203	16	49.532	+0.544	10:57:27.049
17	49.904	+1.463	10:58:03.273	17	49.834	+1.044	10:58:08.037	17	49.864	+0.876	10:58:16.913
18	49.081	+0.640	10:58:52.354	18	49.495	+0.705	10:58:57.532	18	50.036	+1.048	10:59:06.949
19	48.635	+0.194	10:59:40.989	19	49.139	+0.349	10:59:46.671	19	49.446	+0.458	10:59:56.395
(19) Martim Cruz				(13) Eduardo Vidal				(15) Rui Ribeiro			
1	50.885	+2.569	10:44:54.976	1	51.562	+3.011	10:44:58.330	1	54.710	+4.109	10:45:02.792
2	48.505	+0.189	10:45:43.481	2	49.863	+1.312	10:45:48.193	2	51.082	+0.481	10:45:53.874
3	48.316		10:46:31.797	3	49.234	+0.683	10:46:37.427	3	50.733	+0.132	10:46:44.607
4	48.719	+0.403	10:47:20.516	4	48.551		10:47:25.978	4	51.293	+0.692	10:47:35.900
5	48.886	+0.570	10:48:09.402	5	48.685	+0.134	10:48:14.663	5	50.686	+0.085	10:48:26.586
6	48.555	+0.239	10:48:57.957	6	48.823	+0.272	10:49:03.486	6	51.745	+1.144	10:49:18.331
7	48.719	+0.403	10:49:46.676	7	48.905	+0.354	10:49:52.391	7	50.873	+0.272	10:50:09.204
8	48.453	+0.137	10:50:35.129	8	48.668	+0.117	10:50:41.059	8	51.874	+1.273	10:51:01.078
9	48.448	+0.132	10:51:23.577	9	48.832	+0.281	10:51:29.891	9	51.357	+0.756	10:51:52.435
10	48.532	+0.216	10:52:12.109	10	48.939	+0.388	10:52:18.830	10	50.601		10:52:43.036
				11	49.793	+1.242	10:53:08.623	11	56.096	+5.495	10:53:39.132
				12	50.135	+1.584	10:53:58.758	12	51.263	+0.662	10:54:30.395
				13	49.636	+1.085	10:54:48.394	13	51.373	+0.772	10:55:21.768
								14	51.691	+1.090	10:56:13.459
								15	52.023	+1.422	10:57:05.482
								16	55.828	+5.227	10:58:01.310

Chief of Timing & Scoring

Orbits

Pedro Vieira

www.mylaps.com

Licensed to: EUROINDY - BATALHA

LinkSport


Júnior

Euroindy 0,810 km

Corrida 2

06/04/2024 08:52

Race started at 10:44:03



Lap	Lap Tm	Diff	Time of Day
17	51.654	+1.053	10:58:52.964
18	51.504	+0.903	10:59:44.468

(17) Núria Ribeiro

1	53.919	+3.024	10:45:02.407
2	52.725	+1.830	10:45:55.132
3	53.711	+2.816	10:46:48.843
4	52.295	+1.400	10:47:41.138
5	52.454	+1.559	10:48:33.592
6	52.432	+1.537	10:49:26.024
7	52.451	+1.556	10:50:18.475
8	52.340	+1.445	10:51:10.815
9	51.369	+0.474	10:52:02.184
10	51.589	+0.694	10:52:53.773
11	51.482	+0.587	10:53:45.255
12	1:41.087	+50.192	10:55:26.342
13	53.773	+2.878	10:56:20.115
14	51.281	+0.386	10:57:11.396
15	52.401	+1.506	10:58:03.797
16	50.895		10:58:54.692
17	51.022	+0.127	10:59:45.714

(21) Rodrigo Caseiro

1	54.825	+2.098	10:45:03.283
2	52.988	+0.261	10:45:56.271
3	53.081	+0.354	10:46:49.352
4	52.727		10:47:42.079
5	53.387	+0.660	10:48:35.466
6	54.419	+1.692	10:49:29.885
7	53.208	+0.481	10:50:23.093
8	53.715	+0.988	10:51:16.808
9	53.433	+0.706	10:52:10.241
10	1:06.782	+14.055	10:53:17.023
11	53.653	+0.926	10:54:10.676
12	54.306	+1.579	10:55:04.982
13	55.220	+2.493	10:56:00.202
14	54.638	+1.911	10:56:54.840
15	58.908	+6.181	10:57:53.748
16	1:09.265	+16.538	10:59:03.013
17	55.424	+2.697	10:59:58.437

Lap Lap Tm Diff Time of Day

Lap Lap Tm Diff Time of Day