

LinkSport


Sprint CUP SWS

Corrida 1

Race started at 12:19:48

Euroindy 0,810 km

06/04/2024 08:53



Lap	Lap Tm	Diff	Time of Day	Lap	Lap Tm	Diff	Time of Day	Lap	Lap Tm	Diff	Time of Day
(4) Gustavo Zimmernan				2	48.845	+0.359	12:21:29.961	5	49.063	+0.509	12:23:59.284
1	51.372	+2.994	12:20:39.876	3	48.667	+0.181	12:22:18.628	6	48.754	+0.200	12:24:48.038
2	48.488	+0.110	12:21:28.364	4	48.486		12:23:07.114	7	48.707	+0.153	12:25:36.745
3	48.557	+0.179	12:22:16.921	5	48.610	+0.124	12:23:55.724	8	48.986	+0.432	12:26:51.731
4	48.586	+0.208	12:23:05.507	6	48.916	+0.430	12:24:44.640	9	48.554		12:27:14.285
5	48.531	+0.153	12:23:54.038	7	48.696	+0.210	12:25:33.336	10	48.804	+0.250	12:28:03.089
6	48.553	+0.175	12:24:42.591	8	48.854	+0.368	12:26:22.190	11	48.838	+0.284	12:28:51.927
7	48.582	+0.204	12:25:31.173	9	48.727	+0.241	12:27:10.917	12	48.807	+0.253	12:29:40.734
8	48.564	+0.186	12:26:19.737	10	48.742	+0.256	12:27:59.659	13	48.857	+0.303	12:30:29.591
9	48.378		12:27:08.115	11	48.795	+0.309	12:28:48.454	14	48.777	+0.223	12:31:18.368
10	48.595	+0.217	12:27:56.710	12	48.824	+0.338	12:29:37.278	15	48.733	+0.179	12:32:07.101
11	48.564	+0.186	12:28:45.274	13	48.680	+0.194	12:30:25.958	16	48.899	+0.345	12:32:56.000
12	48.477	+0.099	12:29:33.751	14	48.840	+0.354	12:31:14.798	17	48.784	+0.230	12:33:44.784
13	48.444	+0.066	12:30:22.195	15	48.664	+0.178	12:32:03.462	18	48.802	+0.248	12:34:33.586
14	48.733	+0.355	12:31:10.928	16	49.042	+0.556	12:32:52.504	19	48.920	+0.366	12:35:22.506
15	48.641	+0.263	12:31:59.569	17	49.034	+0.548	12:33:41.538	(20) Rodrigo Silva			
16	48.578	+0.200	12:32:48.147	18	49.012	+0.526	12:34:30.550	1	51.955	+3.428	12:20:42.892
17	48.750	+0.372	12:33:36.897	19	48.908	+0.422	12:35:19.458	2	49.021	+0.494	12:21:31.913
18	49.086	+0.708	12:34:25.983	(21) Tiago Carapinha				3	48.805	+0.278	12:22:20.718
19	48.635	+0.257	12:35:14.618	1	52.179	+3.532	12:20:42.342	4	48.681	+0.154	12:23:09.399
(14) Ricardo Melo				2	48.872	+0.225	12:21:31.214	5	48.527		12:23:57.926
1	51.230	+2.609	12:20:40.262	3	48.660	+0.013	12:22:19.874	6	49.299	+0.772	12:24:47.225
2	48.796	+0.175	12:21:29.058	4	48.658	+0.011	12:23:08.532	7	48.898	+0.371	12:25:36.123
3	48.707	+0.086	12:22:17.765	5	48.696	+0.049	12:23:57.228	8	49.925	+1.398	12:26:26.048
4	48.679	+0.058	12:23:06.444	6	49.038	+0.391	12:24:46.266	9	48.848	+0.321	12:27:14.896
5	48.721	+0.100	12:23:55.165	7	48.866	+0.219	12:25:35.132	10	48.876	+0.349	12:28:03.772
6	48.845	+0.224	12:24:44.010	8	48.731	+0.084	12:26:23.863	11	48.882	+0.355	12:28:52.654
7	48.646	+0.025	12:25:32.656	9	48.826	+0.179	12:27:12.689	12	48.855	+0.328	12:29:41.509
8	48.621		12:26:21.277	10	48.672	+0.025	12:28:01.361	13	48.642	+0.115	12:30:30.151
9	48.765	+0.144	12:27:10.042	11	49.043	+0.396	12:28:50.404	14	49.169	+0.642	12:31:19.320
10	49.056	+0.435	12:27:59.098	12	48.951	+0.304	12:29:39.355	15	48.969	+0.442	12:32:08.289
11	48.805	+0.184	12:28:47.903	13	48.695	+0.048	12:30:28.050	16	49.433	+0.906	12:32:57.722
12	48.794	+0.173	12:29:36.697	14	48.915	+0.268	12:31:16.965	17	48.969	+0.442	12:33:46.691
13	48.843	+0.222	12:30:25.540	15	48.647		12:32:05.612	18	49.208	+0.681	12:34:35.899
14	48.723	+0.102	12:31:14.263	16	48.966	+0.319	12:32:54.578	19	49.076	+0.549	12:35:24.975
15	48.645	+0.024	12:32:02.908	17	49.004	+0.357	12:33:43.582	(22) Andre Costa			
16	49.194	+0.573	12:32:52.102	18	48.766	+0.119	12:34:32.348	1	51.401	+2.503	12:20:43.128
17	48.938	+0.317	12:33:41.040	19	48.879	+0.232	12:35:21.227	2	49.286	+0.388	12:21:32.414
18	48.879	+0.258	12:34:29.919	(6) João Lucas				3	49.578	+0.680	12:22:21.992
19	48.897	+0.276	12:35:18.816	1	51.575	+3.042	12:20:42.094	4	49.371	+0.473	12:23:11.363
(18) Jorge Mansinho				2	49.555	+1.022	12:21:31.649	5	48.916	+0.018	12:24:00.279
1	51.241	+2.727	12:20:40.781	3	48.601	+0.068	12:22:20.250	6	49.063	+0.165	12:24:49.342
2	48.615	+0.101	12:21:29.396	4	48.533		12:23:08.783	7	49.113	+0.215	12:25:38.455
3	48.514		12:22:17.910	5	48.756	+0.223	12:23:57.539	8	48.898		12:26:27.353
4	48.724	+0.210	12:23:06.634	6	49.888	+1.355	12:24:47.427	9	49.184	+0.286	12:27:16.537
5	48.937	+0.423	12:23:55.571	7	48.860	+0.327	12:25:36.287	10	49.094	+0.196	12:28:05.631
6	48.547	+0.033	12:24:44.118	8	49.053	+0.520	12:26:25.340	11	48.991	+0.093	12:28:54.622
7	48.769	+0.255	12:25:32.887	9	48.662	+0.129	12:27:14.002	12	48.948	+0.050	12:29:43.570
8	48.569	+0.055	12:26:21.456	10	48.804	+0.271	12:28:02.806	13	49.246	+0.348	12:30:32.816
9	48.802	+0.288	12:27:10.258	11	48.765	+0.232	12:28:51.571	14	49.098	+0.200	12:31:21.914
10	48.937	+0.423	12:27:59.195	12	48.855	+0.322	12:29:40.426	15	49.203	+0.305	12:32:11.117
11	48.848	+0.334	12:28:48.043	13	48.773	+0.240	12:30:29.199	16	49.308	+0.410	12:33:00.425
12	48.835	+0.321	12:29:36.878	14	48.753	+0.220	12:31:17.952	17	49.182	+0.284	12:33:49.607
13	48.812	+0.298	12:30:25.690	15	48.806	+0.273	12:32:06.758	18	49.024	+0.126	12:34:38.631
14	48.751	+0.237	12:31:14.441	16	48.839	+0.306	12:32:55.597	19	48.963	+0.065	12:35:27.594
15	48.565	+0.051	12:32:03.006	17	48.885	+0.352	12:33:44.482	(15) Claudio Santos			
16	49.339	+0.825	12:32:52.345	18	48.877	+0.344	12:34:33.359	1	53.237	+4.252	12:20:44.632
17	48.976	+0.462	12:33:41.321	19	48.892	+0.359	12:35:22.251	2	49.620	+0.635	12:21:34.252
18	48.743	+0.229	12:34:30.064	(9) João Ascenso				3	49.216	+0.231	12:22:23.468
19	48.869	+0.355	12:35:18.933	1	52.794	+4.240	12:20:43.741	4	48.985		12:23:12.453
(5) Afonso Zambujo				2	48.852	+0.298	12:21:32.593	5	49.319	+0.334	12:24:01.772
1	51.321	+2.835	12:20:41.116	3	48.893	+0.339	12:22:21.486	6	49.001	+0.016	12:24:50.773
				4	48.735	+0.181	12:23:10.221	7	49.246	+0.261	12:25:40.019

Chief of Timing & Scoring

Pedro Vieira

Orbits

www.mylaps.com

Licensed to: EUROINDY - BATALHA

LinkSport


Sprint CUP SWS

Corrida 1

Race started at 12:19:48

Euroindy 0,810 km

06/04/2024 08:53



Lap	Lap Tm	Diff	Time of Day	Lap	Lap Tm	Diff	Time of Day	Lap	Lap Tm	Diff	Time of Day
8	49.090	+0.105	12:26:29.109	11	49.406	+0.177	12:29:04.773	14	50.054	+0.614	12:31:41.353
9	49.147	+0.162	12:27:18.256	12	49.518	+0.289	12:29:54.291	15	50.077	+0.637	12:32:31.430
10	49.006	+0.021	12:28:07.262	13	49.615	+0.386	12:30:43.906	16	50.317	+0.877	12:33:21.747
11	49.222	+0.237	12:28:56.484	14	49.571	+0.342	12:31:33.477	17	49.652	+0.212	12:34:11.399
12	49.153	+0.168	12:29:45.637	15	50.073	+0.844	12:32:23.550	18	49.740	+0.300	12:35:01.139
13	49.300	+0.315	12:30:34.937	16	49.600	+0.371	12:33:13.150	19	49.507	+0.067	12:35:50.646
14	49.497	+0.512	12:31:24.434	17	49.879	+0.650	12:34:03.029				
15	49.710	+0.725	12:32:14.144	18	49.271	+0.042	12:34:52.300				
16	49.559	+0.574	12:33:03.703	19	49.511	+0.282	12:35:41.811				
17	49.579	+0.594	12:33:53.282								
18	49.337	+0.352	12:34:42.619								
19	49.076	+0.091	12:35:31.695								
(3) Ricardo Ribeiro				(2) João Aragão Teixeira				(1) Hugo Pais			
1	51.822	+2.720	12:20:44.062	1	53.234	+3.729	12:20:44.890	1	52.967	+3.428	12:20:45.361
2	49.486	+0.384	12:21:33.548	2	51.456	+1.951	12:21:36.346	2	51.699	+2.160	12:21:37.060
3	49.102		12:22:22.650	3	50.912	+1.407	12:22:27.258	3	50.570	+1.031	12:22:27.630
4	49.637	+0.535	12:23:12.287	4	49.993	+0.488	12:23:17.251	4	49.966	+0.427	12:23:17.596
5	49.844	+0.742	12:24:02.131	5	49.613	+0.108	12:24:06.864	5	49.539		12:24:07.135
6	49.587	+0.485	12:24:51.718	6	50.121	+0.616	12:24:56.985	6	50.783	+1.244	12:24:57.918
7	49.161	+0.059	12:25:40.879	7	50.477	+0.972	12:25:47.462	7	50.478	+0.939	12:25:48.396
8	49.131	+0.029	12:26:30.010	8	50.318	+0.813	12:26:37.780	8	50.222	+0.683	12:26:38.618
9	49.190	+0.088	12:27:19.200	9	49.505		12:27:27.285	9	51.332	+1.793	12:27:29.950
10	49.173	+0.071	12:28:08.373	10	49.561	+0.056	12:28:16.846	10	50.153	+0.614	12:28:20.103
11	49.366	+0.264	12:28:57.739	11	49.530	+0.025	12:29:06.376	11	50.445	+0.906	12:29:10.548
12	49.240	+0.138	12:29:46.979	12	49.952	+0.447	12:29:56.328	12	49.857	+0.318	12:30:00.405
13	49.281	+0.179	12:30:36.260	13	50.065	+0.560	12:30:46.393	13	50.344	+0.805	12:30:50.749
14	49.763	+0.661	12:31:26.023	14	49.805	+0.300	12:31:36.198	14	50.242	+0.703	12:31:40.991
15	49.430	+0.328	12:32:15.453	15	49.776	+0.271	12:32:25.974	15	50.277	+0.738	12:32:31.268
16	49.426	+0.324	12:33:04.879	16	49.780	+0.275	12:33:15.754	16	50.804	+1.265	12:33:22.072
17	49.154	+0.052	12:33:54.033	17	49.925	+0.420	12:34:05.679	17	49.727	+0.188	12:34:11.799
18	49.356	+0.254	12:34:43.389	18	50.057	+0.552	12:34:55.736	18	49.913	+0.374	12:35:01.712
19	49.506	+0.404	12:35:32.895	19	49.832	+0.327	12:35:45.568	19	49.817	+0.278	12:35:51.529
(10) João Corte Real				(7) Rúben Chambre				(11) Pedro Corte Real			
1	52.269	+2.717	12:20:44.931	1	51.600	+2.169	12:20:44.700	1	53.587	+3.607	12:20:48.565
2	49.835	+0.283	12:21:34.766	2	51.211	+1.780	12:21:35.911	2	51.286	+1.306	12:21:39.851
3	49.889	+0.337	12:22:24.655	3	51.090	+1.659	12:22:27.001	3	50.345	+0.365	12:22:30.196
4	49.675	+0.123	12:23:14.330	4	49.431		12:23:16.432	4	50.345	+0.365	12:23:20.541
5	49.575	+0.023	12:24:03.905	5	50.085	+0.654	12:24:06.517	5	50.289	+0.309	12:24:10.830
6	49.698	+0.146	12:24:53.603	6	50.755	+1.324	12:24:57.272	6	50.229	+0.249	12:25:01.059
7	49.724	+0.172	12:25:43.327	7	50.725	+1.294	12:25:47.997	7	50.273	+0.293	12:25:51.332
8	49.719	+0.167	12:26:33.046	8	50.738	+1.307	12:26:38.735	8	50.006	+0.026	12:26:41.338
9	49.604	+0.052	12:27:22.650	9	50.280	+0.849	12:27:29.015	9	50.626	+0.646	12:27:31.964
10	49.698	+0.146	12:28:12.348	10	50.588	+1.157	12:28:19.603	10	50.094	+0.114	12:28:22.058
11	49.552		12:29:01.900	11	50.064	+0.633	12:29:09.667	11	50.568	+0.588	12:29:12.626
12	49.874	+0.322	12:29:51.774	12	50.489	+1.058	12:30:00.156	12	50.409	+0.429	12:30:03.035
13	49.895	+0.343	12:30:41.669	13	50.924	+1.493	12:30:51.080	13	49.980		12:30:53.015
14	49.951	+0.399	12:31:31.620	14	49.572	+0.141	12:31:40.652	14	50.357	+0.377	12:31:43.372
15	49.956	+0.404	12:32:21.576	15	49.913	+0.482	12:32:30.565	15	50.314	+0.334	12:32:33.686
16	50.273	+0.721	12:33:11.849	16	49.897	+0.466	12:33:20.462	16	50.072	+0.092	12:33:23.758
17	49.896	+0.344	12:34:01.745	17	50.260	+0.829	12:34:10.722	17	50.518	+0.538	12:34:14.276
18	49.910	+0.358	12:34:51.655	18	49.762	+0.331	12:35:00.484	18	50.299	+0.319	12:35:04.575
19	49.681	+0.129	12:35:41.336	19	49.690	+0.259	12:35:50.174	19	50.055	+0.075	12:35:54.630
(12) Luis Lorena				(16) Andre Brites				(19) Carlos Frazão			
1	52.474	+3.245	12:20:45.704	1	51.989	+2.549	12:20:45.138	1	52.412	+2.547	12:20:46.220
2	51.565	+2.336	12:21:37.269	2	51.017	+1.577	12:21:36.155	2	51.611	+1.746	12:21:37.831
3	49.944	+0.715	12:22:27.213	3	50.646	+1.206	12:22:26.801	3	50.417	+0.552	12:22:28.248
4	49.725	+0.496	12:23:16.938	4	49.440		12:23:16.241	4	50.821	+0.956	12:23:19.069
5	49.445	+0.216	12:24:06.383	5	50.057	+0.617	12:24:06.298	5	50.435	+0.570	12:24:09.504
6	50.355	+1.126	12:24:56.738	6	51.754	+2.314	12:24:58.052	6	50.566	+0.701	12:25:00.070
7	49.229		12:25:45.967	7	49.784	+0.344	12:25:47.836	7	50.313	+0.448	12:25:50.383
8	49.749	+0.520	12:26:35.716	8	51.120	+1.680	12:26:38.956	8	50.654	+0.789	12:26:41.037
9	49.470	+0.241	12:27:25.186	9	50.359	+0.919	12:27:29.315	9	50.299	+0.434	12:27:31.336
10	50.181	+0.952	12:28:15.367	10	50.690	+1.250	12:28:20.005	10	50.037	+0.172	12:28:21.373
				11	51.755	+2.315	12:29:11.760	11	50.970	+1.105	12:29:12.343
				12	49.593	+0.153	12:30:01.353	12	49.958	+0.093	12:30:02.301
				13	49.946	+0.506	12:30:51.299	13	50.315	+0.450	12:30:52.616
								14	50.271	+0.406	12:31:42.887
								15	50.701	+0.836	12:32:33.588
								16	49.865		12:33:23.453

Chief of Timing & Scoring

Orbits

Pedro Vieira

www.mylaps.com

Licensed to: EUROINDY - BATALHA

LinkSport


Sprint CUP SWS

Euroindy 0,810 km

Corrida 1

06/04/2024 08:53

Race started at 12:19:48



Lap	Lap Tm	Diff	Time of Day
17	49.887	+0.022	12:34:13.340
18	50.619	+0.754	12:35:03.959
19	50.939	+1.074	12:35:54.898

(17) João Marques

Lap	Lap Tm	Diff	Time of Day
1	52.767	+2.045	12:20:47.225
2	51.455	+0.733	12:21:38.680
3	51.077	+0.355	12:22:29.757
4	51.366	+0.644	12:23:21.123
5	50.722		12:24:11.845
6	50.967	+0.245	12:25:02.812
7	50.908	+0.186	12:25:53.720
8	51.061	+0.339	12:26:44.781
9	51.626	+0.904	12:27:36.407
10	50.995	+0.273	12:28:27.402
11	51.299	+0.577	12:29:18.701
12	51.533	+0.811	12:30:10.234
13	51.437	+0.715	12:31:01.671
14	51.255	+0.533	12:31:52.926
15	51.207	+0.485	12:32:44.133
16	51.054	+0.332	12:33:35.187
17	50.995	+0.273	12:34:26.182
18	51.170	+0.448	12:35:17.352

(26) Filipe Feliciano

Lap	Lap Tm	Diff	Time of Day
1	52.224	+1.703	12:20:46.495
2	52.187	+1.666	12:21:38.682
3	52.101	+1.580	12:22:30.783
4	51.515	+0.994	12:23:22.298
5	51.059	+0.538	12:24:13.357
6	50.976	+0.455	12:25:04.333
7	51.237	+0.716	12:25:55.570
8	51.105	+0.584	12:26:46.675
9	50.897	+0.376	12:27:37.572
10	50.521		12:28:28.093
11	51.064	+0.543	12:29:19.157
12	51.530	+1.009	12:30:10.687
13	51.350	+0.829	12:31:02.037
14	51.411	+0.890	12:31:53.448
15	51.305	+0.784	12:32:44.753
16	51.290	+0.769	12:33:36.043
17	51.083	+0.562	12:34:27.126
18	51.457	+0.936	12:35:18.583

(13) Eduardo Salgado

Lap	Lap Tm	Diff	Time of Day
1	53.472	+2.800	12:20:48.130
2	52.204	+1.532	12:21:40.334
3	51.904	+1.232	12:22:32.238
4	51.021	+0.349	12:23:23.259
5	50.672		12:24:13.931
6	51.238	+0.566	12:25:05.169
7	51.158	+0.486	12:25:56.327
8	51.125	+0.453	12:26:47.452
9	51.623	+0.951	12:27:39.075
10	51.125	+0.453	12:28:30.200
11	51.310	+0.638	12:29:21.510
12	51.025	+0.353	12:30:12.535
13	51.525	+0.853	12:31:04.060
14	51.568	+0.896	12:31:55.628
15	51.352	+0.680	12:32:46.980
16	51.642	+0.970	12:33:38.622
17	51.752	+1.080	12:34:30.374
18	52.954	+2.282	12:35:23.328

Lap	Lap Tm	Diff	Time of Day
-----	--------	------	-------------

Lap	Lap Tm	Diff	Time of Day
-----	--------	------	-------------